

5th Annual Southern California Patient Safety Colloquium

*Welcome to
What's Best and What's Next!*

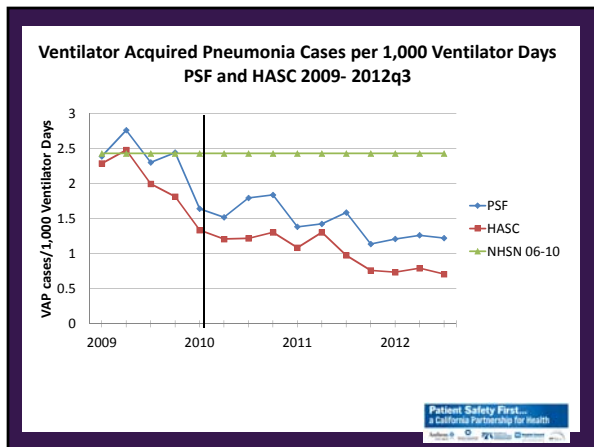
Julia Slininger, RN, BS, CPHQ
VP, Quality & Patient Safety, HASC

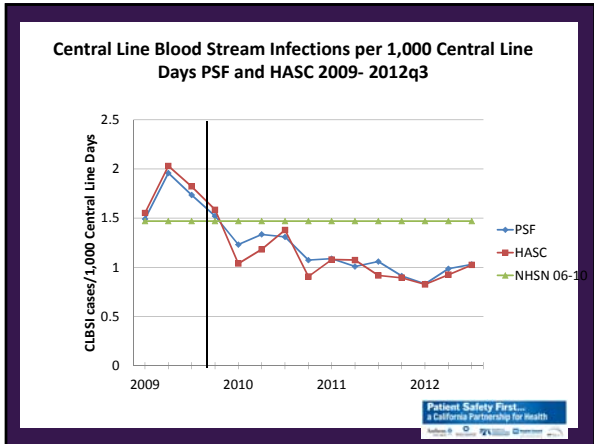


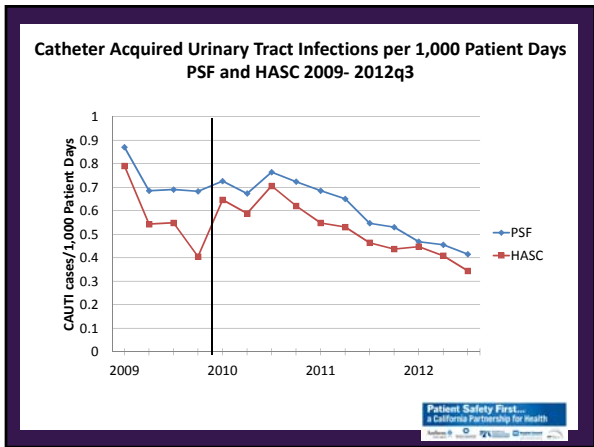
5th Annual Southern California Patient Safety Colloquium

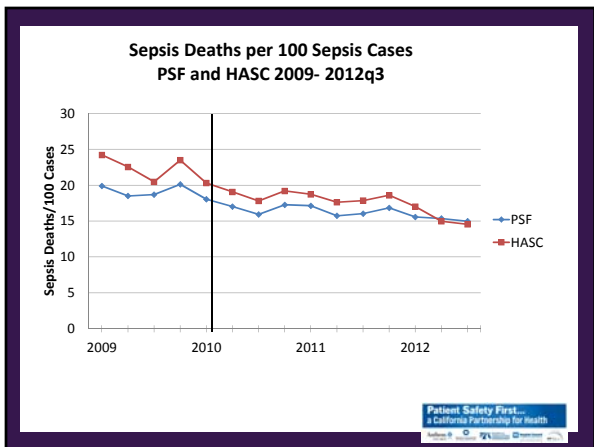
*Together we are accomplishing
GREAT things!*

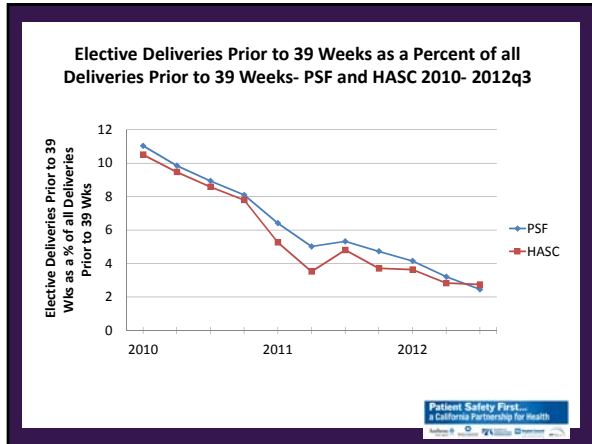
*The Triple Aim:
Better Care, Better Health, Lower Costs*

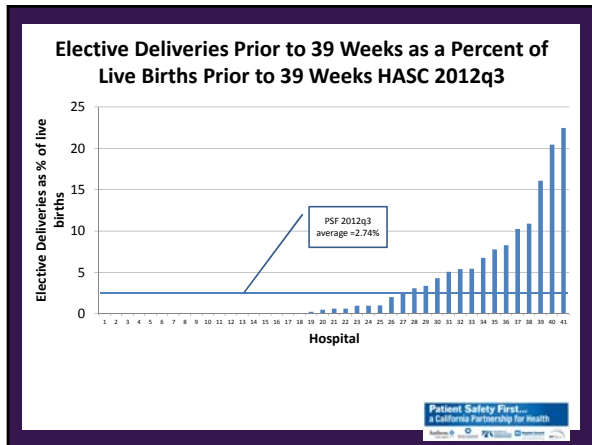












Year 2 Results: Outcomes

- Sepsis**
 - Sepsis deaths per 100 sepsis cases declined from 25.35 to 20.15
 - 21% reduction** (goal: 30% decline over 3 years)
- VAP**
 - VAP cases per 1,000 ventilator days declined from 2.32 to 1.21
 - 48% reduction** (goal: 0 VAPs by end of year 3)
- CLBSI**
 - CLBSI cases per 1,000 central line days declined from 2.21 to 1.34
 - 39% reduction** (goal: 0 CLBSIs by end of year 3)
- CAUTI**
 - CAUTI cases per 1,000 patient days declined from 1.59 to 1.09
 - 32% reduction** (goal: 0 CAUTIs by end of year 3)
- Elective Deliveries**
 - % of elective deliveries <39 weeks declined from 10.36% to 3.6%
 - 65% reduction** (goal: 5% or less within 3 years – goal reached)
- Birth Traumas**
 - No significant trend for birth trauma cases per 1,000 live births
 - Goal: 25% decline over 3 years

*Based on paired t-test comparing baseline to measurement years data

Patient Safety First... a California Partnership for Health

Year 2 Results: Financial

Type of Case	Number of Cases Avoided	Percent of Cases Avoided	Costs Avoided
Sepsis	973	11%	\$9.08 M
VAP	158	29%	\$2.91 M
CLBSI	133	21%	\$3.03 M
CAUTI	328	20%	\$0.31 M
Elective Deliveries	1,172	59%	\$3.75 M
Total			\$19.24 M

*Based on paired hospitals comparing baseline to measurement years data
 *Average costs from the literature were adjusted to 2010 dollars using the Medical Care component of the U.S. Department of Labor Consumer Price Index



Partnership Approach

